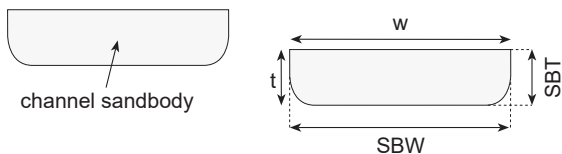
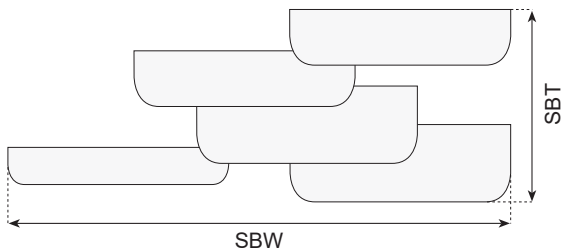


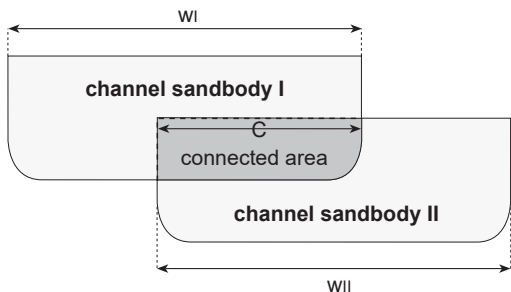
(a) Unconnected: simple sandbodies



(b) Interconnected: complex sandbodies



(c) Connectedness ratio (CR)



$$CR = \frac{C}{wI + wII}$$

with:

wI = width channel sandbody I
wII = width channel sandbody II
C = length of horizontal contact