

SE

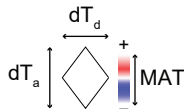
NW

Temperature cond.

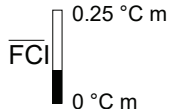
TCN

★ ^{10}Be profile★ ^{36}Cl profile ϵ : \downarrow Surface denudation

Bedrock fabric orientation



Frost cracking index

Mt. Eiger
(3967 m)

EM-02

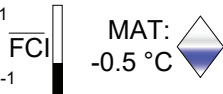
Glacier

EM-01

 ϵ : \downarrow 2.6 ± 0.7
 mm a^{-1} ϵ : \downarrow 1.7 ± 0.4
 mm a^{-1} 

EW-01

EW-02

 ϵ : \downarrow 0.6 ± 0.1
 mm a^{-1} ϵ : \downarrow 0.5 ± 0.1
 mm a^{-1} 

EW-03

 ϵ : \downarrow 3.5 ± 1.4
 mm a^{-1} 