















PARAMETER	DEFINITION	LOW	HIGH
Area			
Aspect ratio	Major axis/ minor axis		
Dry shape factor	Dry perimeter/ sqrt(area)		
Fractal dimension	log(no. of boxes)/ log(magnification)		
Solidity	Area/area of convex hull		
Channel width	Min, max, average		
Number of outflow channels			
Convexity	Perim. convex hull/dry Perim.	